

SNAPSHOT OF AMERICA: HOW MANY OF US BELONG, AND TO WHAT?

Americans Active in a Group

Total Americans

75%
ACTIVE

25% NOT ACTIVE

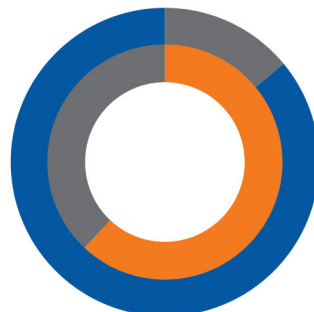


Internet users

80%
ACTIVE

Non-Internet users

56%
ACTIVE

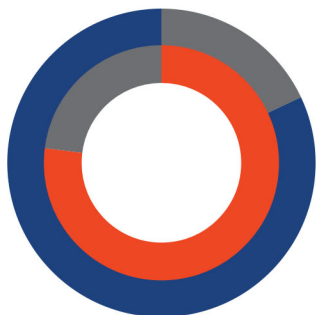


Cell-phone users

86%
ACTIVE

Non-cell-phone users

62%
ACTIVE

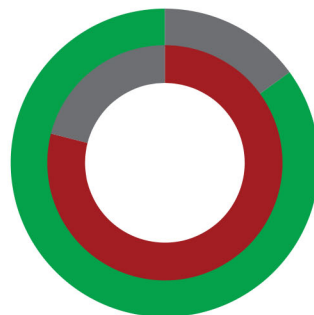


Facebook users

82%
ACTIVE

Non-Facebook Internet users

77%
ACTIVE



Twitter users

85%
ACTIVE

Non-Twitter Internet users

79%
ACTIVE

Source: Research Center, "Stark Racial Division in Reactions to Ferguson Police Shooting," August 18, 2014, www.people-press.org/2014/08/18/stark-racial-divisions-in-reactions-to-ferguson-police-shooting.

What kinds of groups are American adults active in?



Source: Cumulative General Social Survey, 2008-2012. Author calculations.

BEHIND THE NUMBERS

Americans are active in groups. And internet users we can see in the chart are more active than most. Notice the wide range of types of groups we join. What sorts of issues or controversies might cause the members each of these groups to become active in local, state, or even national politics?

Source: Lee Rainie, Kristen Purcell and Aaron Smith, "The Social Side of the Internet," Pew Research Internet Project, January 18, 2011. [<http://www.pewinternet.org/2011/01/18/the-social-side-of-the-internet/>]